

CONCRETE CRUSHER CC480

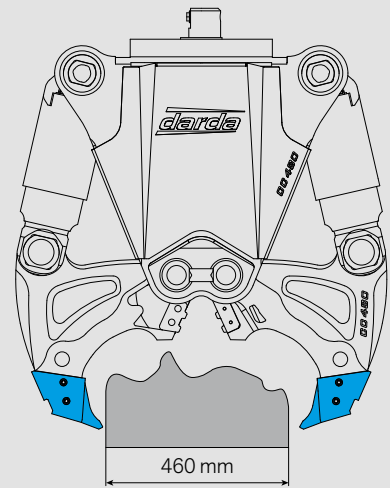
Compact and powerful



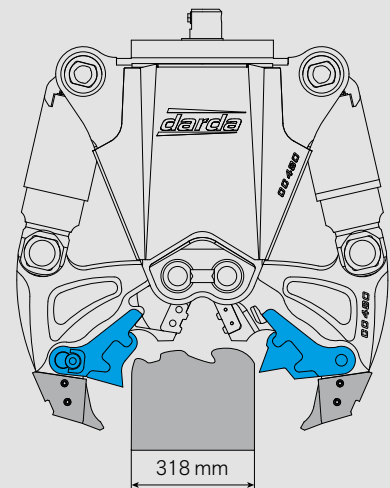
Specifications | Concrete Crusher CC480

Dimensions and weight		
Length x Width x Height	903 x 857 x 330 mm	36 x 33 x 13 in
Jaw opening	460 mm	18 in
Weight ¹	275 kg	610 lb
Carriers		
Recommended carrier weight, max. ²	4 - 6 t	8820 - 13230 lb
Recommended Brokk machine	Brokk 200	
Hydraulic connection		
Connection pressure, min.	17.5 MPa (175 bar)	2538 psi
Connection pressure, max.	25 MPa (250 bar)	3626 psi
Oil flow, min. - max.	40 - 100 l/min	11 - 27 gal/min
Operating pressure	50 MPa (500 bar)	7252 psi
Power output		
Crushing force A, max.	490 kN (50 t)	110000 lbf
Crushing force B, max. (optional)	667 kN (68 t)	150000 lbf
Cutting force, max.	1834 kN (187 t)	412000 lbf
Cutting capacity, max.	1x Ø 30 mm	1 1/4 in
Ordering information		
Article no. ¹	9033 0480 80	

¹ Without mounting plate ² Depending on carrier lifting capacity



Crusher with standard crushing tips

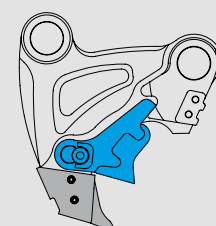


Crusher with additional crushing tips

Available options



360° Hydraulic rotary drive



Additional crushing tip